



**JINDAL ADARSH GRAMYA BHARTI**

**HR. SEC. SCHOOL, KIRODIMAL**

**NAGAR**

**SUMMER VACATION HOMEWORK -**

**2026**

**CLASS - NURSERY**

**CBSE**

Day/Date

04/05/26









(Mon)



# WEEK-1



Colour shapes as per given colour.




05/05/26

(Tuesday)



Paste cotton in the swan.



06/05/26  
(Wednesday)



★ Help your mother in folding clothes.  
Send video of 15-30 sec.



07/05/26  
(Thursday)



★ Watch video **Part - 1** and  
draw same in the given lines.



---

---

---

---

---

---

---

---

---

---

08/05/26  
(Friday)

♥ HAPPY ♥  
MOTHER'S  
DAY ♥



🌸 Mother's day Activity 🌸

★ Make short clips of mother and child  
having different moments or  
making funny faces together.




15 - 30 sec.

Day/Date

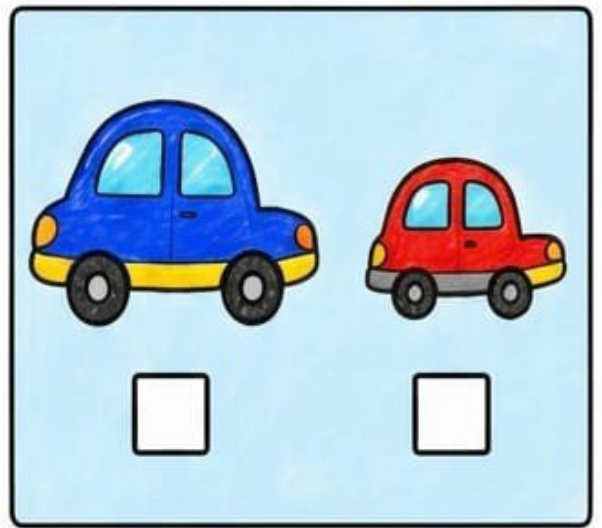

12/05/26  
(Tuesday)

# WEEK-2

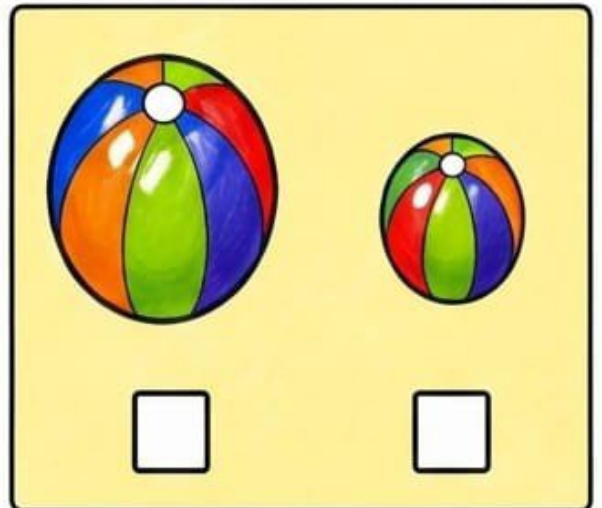
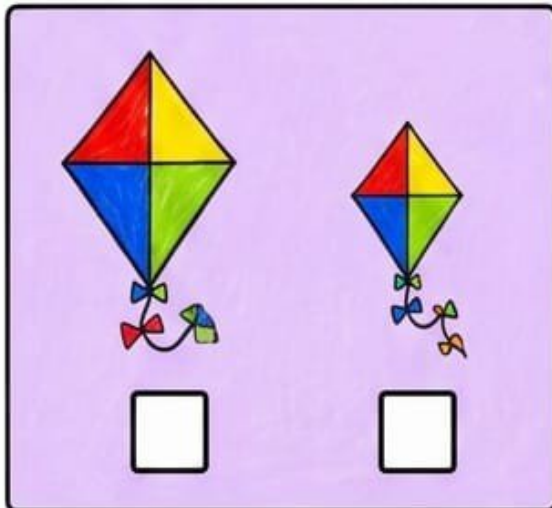
Colour me I am the circle.



Big and small (Tick ✓ the bigger object).



11/05/26  
(Monday)





# WEEK-3





18/05/26  
(Monday)

Match with the same picture.



19/05/26  
(Tuesday)

What do you like best in summer.



21/05/26  
(Thursday)

★ Watch the video **Part - III** and draw same in the given lines.



Four sets of horizontal writing lines for drawing. Each set consists of a top solid line, a middle dashed line, and a bottom solid line. To the right of the bottom-most set of lines is an illustration of three colored crayons (pink, yellow, and blue).

22/05/26  
(Friday)

★ Make watermelon paper fan as shown in the picture below.




25/05/26  
(Monday)






## WEEK-4

Colour the school bus.



26/05/26  
(Tuesday)

Trace the curved lines.



27/05/26  
(Wednesday)



- ★ Peel of mango from the given sticker sheet and stick them on the mango tree.
- \* ( Drawing skill book Page no. 28 )

28/05/26  
(Thursday)



- ★ Watch video **Part - IV** and draw same in the given lines.

Handwriting practice lines consisting of solid top and bottom lines with a dashed middle line, repeated six times.

29/05/26  
(Friday)



- ★ Help your father in washing his car/bike/scooty. (Share photo)

A large empty rectangular box for sharing a photo.





# WEEK-5







01/06/26  
(Monday)

## Activity - Milk Day

★ Send a video of your child drinking milk and saying a few words about it.

Examples:-

- Milk makes me strong. 
- Yummy milk, I love it! 
- I drink milk everyday. 
- Healthy milk, happy me! 



02/06/26




## Line Patterns (Standing, Sleeping, Slanting Lines)



Standing Lines




Sleeping Lines



Slanting Lines



Drink milk, stay strong,  
Always be happy all day long! 





Name: \_\_\_\_\_

Date: \_\_\_\_\_

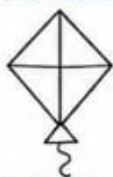
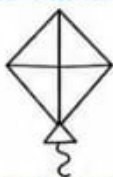


**Date & Day**

03/06/26  
(Wed)

**1. Colour the given number of objects.**

2



1



4



3



04/06/26  
(Thursday)

**2. Watch the video **Part - V** and draw same in the given lines.**

\_\_\_\_\_

\_\_\_\_\_

\_\_\_\_\_

\_\_\_\_\_

\_\_\_\_\_

\_\_\_\_\_

\_\_\_\_\_

\_\_\_\_\_

\_\_\_\_\_

\_\_\_\_\_

05/06/26  
(Friday)

**3. Tie a friendship band to plants and make them friend.**




# Myself



09/06/26  
(Monday)

Take the elephant back to his home in the forest.



10/06/26  
(Tuesday)



My self.

My name is \_\_\_\_\_

My father name is \_\_\_\_\_

My mother name is \_\_\_\_\_

What is your school name? \_\_\_\_\_

Where do you live? \_\_\_\_\_

